

NEW QUON

CW 26 390

6x4 Rigid



SPECIFICATIONS

Power:	287 kW (390 PS) @ 1600 rpm
Torque:	1750 Nm (1290 lb.ft) @ 900 rpm
Transmission:	ESCOT-VI automated manual transmission (AMT)
Suspension:	Air bag or leaf suspension
Overall length:	7867 mm (L-wheelbase) 11167 mm (T-wheelbase) 11467 mm (V-wheelbase)
Overall width:	2490 mm
Wheelbase:	3700 mm* (L-wheelbase) 5350 mm* (T-wheelbase) 5800 mm* (V-wheelbase)
GVM:	26000 kg
GCM:	50000 kg

Note: CW 26 390 shown may not be representative of actual vehicle.
*Wheelbase measurements are from steer axle to first drive axle.

NEW QUON UNIQUE FEATURES



SMART FUEL EFFICIENCY AND RESPECT FOR THE ENVIRONMENT

GH11 engine: even more fuel efficient, powerful and clean.



SMART UPTIME

New Quon has been designed to further optimise uptime with superior reliability and increased maintenance intervals.



SMART SAFETY

Active safety has been improved with mechanical and electronic upgrades throughout.



SMART PRODUCTIVITY

Increased payload, reduced vehicle weight.



SMART DRIVABILITY

The cabin has been completely redesigned with the user's comfort in mind, with improved ergonomics and visibility allowing the driver to concentrate on driving.

MECHANICAL SPECIFICATION

ENGINE MODEL

Model:	GH11TB
Layout:	6 in-line
Maximum power (rpm):	287 kW (390 PS) @ 1600 rpm
Maximum torque (rpm):	1750 Nm (1290 lb.ft) @ 900 rpm
Bore X stroke:	123 mm x 152 mm
Displacement:	10837 cc (11 litres)
Emission standard:	pPNLT (Exceeds Euro 6 emission requirements)

TRANSMISSION

Make:	UD Trucks		
Model:	ESCOT-VI		
Description:	Automated manual transmission (AMT) 12 forward & 2 reverse gears		
Shift type:	Electronic shifter with fully automatic or manual control		
Gear Ratios:			
1st	11.73	7th	2.70
2nd	9.21	8th	2.12
3rd	7.09	9th	1.63
4th	5.57	10th	1.28
5th	4.35	11th	1.00
6th	3.41	12th	0.78
Rev 1	13.73	Rev 2	10.78
PTO capacity:	500 nm @ 103% or 81%		

BRAKES

System type:	Electronic Braking System (EBS) with disc brakes
Front/Rear:	430 mm rotors / 430 mm rotors
Parking/Emergency Brake:	Spring park brake
Auxiliary Brake:	Exhaust plus engine compression type (EEB)

CLUTCH

Type:	Single plate
Disc diameter:	430 mm (17")

STEERING

Type:	Hydraulic assist
Min. turning:	6900 mm (L-wheelbase) 9300 mm (T-wheelbase) 9900 mm (V-wheelbase)

AXLE AND LOAD

Model (rear):	RTS2370A
Front axle load limit:	8200 kg
Rear axle load limit:	21000 kg
Final gear ratio:	4.13 or 4.50
Reduction type:	Single reduction

SUSPENSIONS

Front:	Parabolic leaf spring suspension
Rear:	8 air bag electronically controlled or Parabolic leaf spring suspension with rubber cushion

TYRE:

Tyre size front:	295/80 R22.5
Tyre size rear:	11 R22.5
Tyre brand:	Bridgestone

FUEL TANK

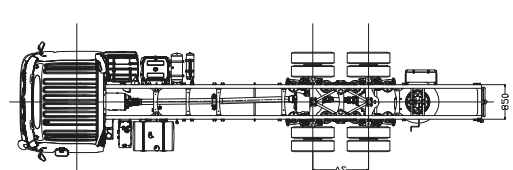
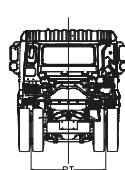
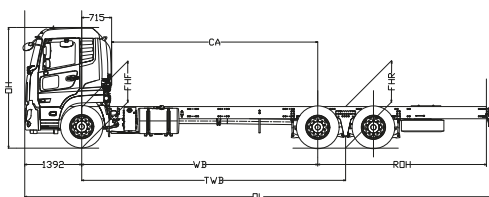
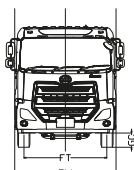
Capacity:	400 litre aluminium tank with lockable cap on LHS
Optional:	400 litres auxiliary on LHS (Not available on L-wheelbase)

WARRANTY

Standard warranty:	36 months / 500,000 kms
Cab Corrosion warranty:	36 months / unlimited kms
For details refer to udtrucks.com.au	

MAJOR DIMENSIONS

	Mass (kg)				Vehicle Dimensions (mm)														
Variant	Wheelbase code	GVM*	GCM	Total Tare ¹	WB	TWB	OL	OW	OH	FT	RT	AS	ROH	CA	GC ²	FHF ²	FHR ²	Turning radius (kerb to kerb)	UD order code
UD – Leaf	L	26000	50000	7830	3700	4385	7867	2490	2970	2062	1851	1370	2645	2985	249	1022	1091	6900	CW26390LAL
	T	26000	50000	8063	5350	6035	11167	2490	2970	2062	1851	1370	4295	4635	249	1026	1089	9300	CW26390TAL
UD – Air	V	26000	50000	7956	5800	6485	11467	2490	2970	2062	1851	1370	4145	5085	249	1027	1028	9900	CW26390VAA



* Rated GVM and axle capacities are subject to Federal, State and Territory legal requirements. 1. Mass is an estimation based only on standard model, includes fluids (no diesel fuel or Adblue[®]). Excludes spare tyre carrier, spare wheel, driver & tools.
2. Based on vehicle with standard wheels and tyres